


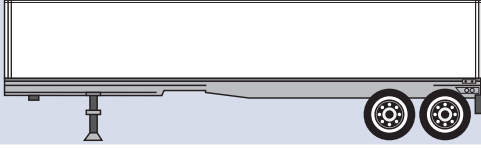
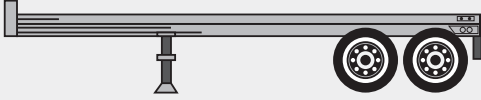



POWERLINE

LOGISTICS

1-866-763-6668

AVERAGE TRAILER DIMENSIONS

(Additional equipment available. Call for complete list)

Equipment	Average Max Payload	Average Dimensions
Straight Truck 	26,000 lbs	Length: 24'-26' Width: 96" Height: 102"
53' Van/Reefer 	44,000 lbs	Length: 53' Width: 99" Height: 110"
Flat Bed (Roll-Tites Available) 	46,000-52,000 lbs	Length: 48'-53' Width (legal): 8'6" Deck Height: 52" Load Height (legal): 8'6"
Step Deck 	40,000-42,500 lbs	Length: 48' Front Deck Length: 11' Main Deck Length: 37' Width (legal): 8'6" Deck Height: 60" & 40" Load Height (legal): <ul style="list-style-type: none"> • Front 8'6" • Main 10'2"
Double Drop 	38,000-40,000 lbs	Length: 48' Front Deck Length: 10' Well: 29'6" Back Deck Length: 8'6" Width (legal): 8'6" Deck Height: 60", 18", 34" Load Height (legal): <ul style="list-style-type: none"> • Front 8'6" • Well 11'6" • Back 10'2"
Extended Double Drop 	40,000 lbs	Length: 48'-69' Front Deck Length: 10' Well: 29'-50' Back Deck Length: 9' Width (legal): 8'6" Deck Height: 60", 18", 34" Load Height (legal): <ul style="list-style-type: none"> • Front 8'6" • Well 11'6" • Back 10'2"

(PLEASE NOTE: Trailer dimensions may vary with manufacturer)

THE POWER TO EXCEED EXPECTATIONS

425 Hespeler Road, Suite 366, Cambridge, ON N1R 8J6
 Tel. 519-650-1200 | Fax: 519-650-1206 | Toll Free: 886-763-6668
www.powerlinelogistics.com